


# 62 WATT

AESTHETIC APPEAL. EFFICIENT INSTALLATION.


## POLY-CRYSTALLINE SILICON PHOTOVOLTAIC ROOF MODULE WITH 62W MAXIMUM POWER

Beautifully complementing roof tiles of many shapes and sizes, Sharp's ND-62RU1 solar modules offer a clean, unobtrusive look that's especially pleasing to homeowners. These solar roof shingles are quick and easy to integrate into the roof in the same manner as common, flat concrete tiles. They're designed for weather blocking, with water channel design similar to concrete tiles, and because the module brackets screw to the existing roof battens, no additional framing materials or extra roof penetrations are required. Offering superior durability, they are resistant to moisture, impact and high winds. Sharp's ND-62RU1 solar roof modules are an ideal combination of aesthetics, performance and ease of installation for a wide range of residential new construction.



## FEATURES

- High-powered module (62W) using 155mm square poly-crystalline silicon solar cells
- Sharp's advanced surface texturing process increases light absorption and efficiency while providing a more subdued, "natural" look
- Bypass diodes minimize the power drop caused by shade
- Non-reflective white tempered glass, EVA resin, weatherproof film and black double-anodized aluminum frame for extended outdoor use
- UL Listings: UL1703, cUL
- Sharp modules are manufactured in ISO 9001 certified facilities
- 25-year limited warranty on power output (see dealer for details)



*Compatible with most roof tiles used in new residential construction, like Eagle and Monier, each solar roof module replaces five concrete tiles.*



*Sharp's solar roof tiles integrate beautifully with standard roof tiles of many colors, becoming nearly "invisible" to the eye.*

### ELECTRICAL CHARACTERISTICS

Cell	Poly-crystalline silicon
No. of Cells and Connections	18 in series
Open Circuit Voltage (Voc)	10.8V
Maximum Power Voltage (Vpm)	8.6V
Short Circuit Current (Isc)	8.0A
Maximum Power Current (Ipm)	7.2A
Maximum Power (Pmax)*	62W (+10% / -5%)
Maximum System Voltage	600V
Series Fuse Rating	15A
Type of Output Terminal	Lead Wire with ONAMBA Connector

\* (STC) Standard Test Conditions: 25°C, 1 kW/m<sup>2</sup>, AM 1.5

### MECHANICAL CHARACTERISTICS

Dimensions (L x W x D)	59" x 15.6" x 1.3" (1498mm x 396mm x 34mm)
Weight	16.5lbs (7.5kg)
Size of Carton	59.4" x 16.3" x 10.2" (1508mm x 413mm x 260mm)
Carton Quantity	6 pcs per carton
Pallet Quantity	72 pcs per pallet
Loading capacity (48 ft container)	1152 pcs (16 pallets)
Loading capacity (53 ft container)	1296 pcs (18 pallets)

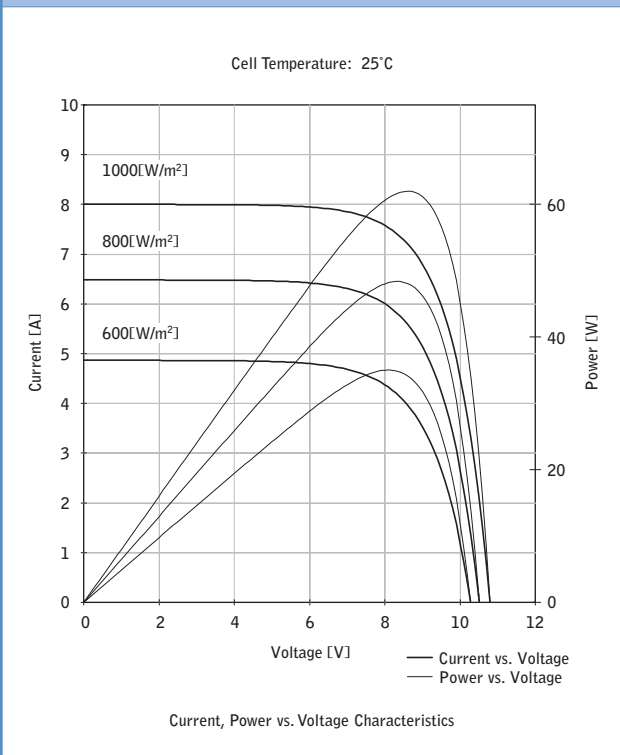
### COMPATIBLE ROOF TILES

Eagle Roofing, Monier Life Tile, and other Roof Tiles Consult Sharp or a Sharp reseller for more information

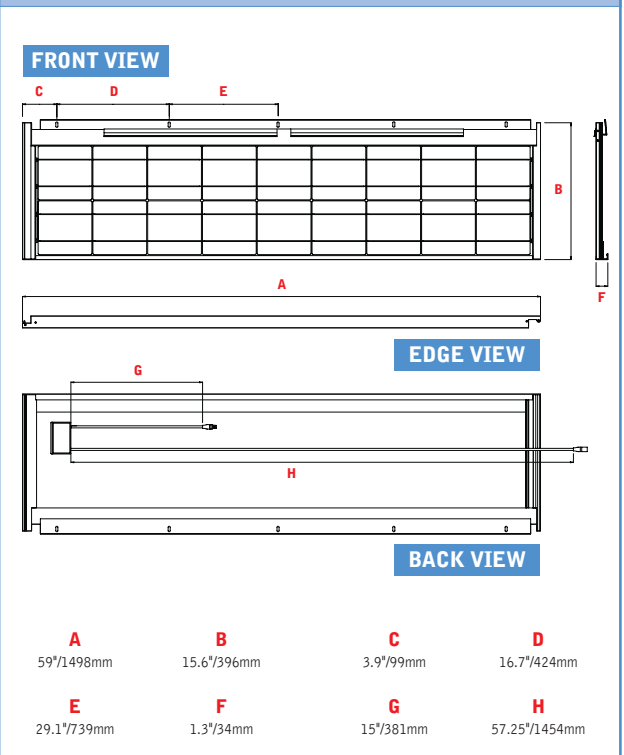
### ABSOLUTE MAXIMUM RATINGS

Operating Temperature (min to max, °F/°C)	-40 to +194°C / -40° to +90°C
Storage Temperature (min to max, °F/°C)	-40 to +194°F / -40° to +90°C

### IV CURVES



### DIMENSIONS



Design and specifications and design are subject to change without notice.

In the absence of confirmation by product manuals, Sharp takes no responsibility for any defects that may occur in equipment using any Sharp devices. Contact Sharp to obtain the latest product manuals before using any Sharp device.

