

162 WATT

POWERFUL. ATTRACTIVE. RELIABLE.

POLY-CRYSTALLINE SILICON PHOTOVOLTAIC MODULE WITH 162W MAXIMUM POWER


Designed specifically for peak roofs, Sharp's ND-162U1 photovoltaic modules offer industry-leading performance and aesthetics.

These residential modules give the clean, attractive appearance of a high-tech skylight while the black anodized aluminum frames and trim strips blend beautifully with the home's exterior. Using breakthrough technology perfected by Sharp's 45 years of research and development, these modules incorporate an advanced surface texturing process to increase light absorption and improve efficiency. Sharp's ND-162U1 modules are the perfect combination of technology and aesthetics.



FEATURES

- High-power module (162W) using 155mm square poly-crystalline silicon solar cells with 12.40% module conversion efficiency
- Sharp's advanced surface texturing process increases light absorption and efficiency while providing a more subdued, "natural" look
- Bypass diodes minimize the power drop caused by shade
- Water white, tempered glass, EVA laminate, and a weatherproof film yield long-life modules while enhancing cell performance
- Nominal 16 VDC output is an ideal match for the Sharp multi-string inverter
- Manufactured in ISO 9001 certified facilities
- 25-year limited warranty on power output (see dealer for details)
- UL Listings: UL 1703, cUL



The laminated glass module is glazed into a high torsion black anodized aluminum frame.



Sharp's residential modules with black frames and trim strips are ideal for peak roofs, and allow for the seamless integration of the system into the home's design.

ELECTRICAL CHARACTERISTICS

Cell	Poly-crystalline silicon
No. of Cells and Connections	48 in series
Open Circuit Voltage (Voc)	28.4V
Maximum Power Voltage (Vpm)	22.8V
Short Circuit Current (Isc)	7.92A
Maximum Power Current (Ipm)	7.11A
Maximum Power (Pmax)*	162W (+10% / -5%)
Module Efficiency (ηm)	12.40%
Maximum System Voltage	600VDC
Series Fuse Rating	15A
Type of Output Terminal	Lead Wire with MC Connector

* (STC) Standard Test Conditions: 25°C, 1 kW/m², AM 1.5

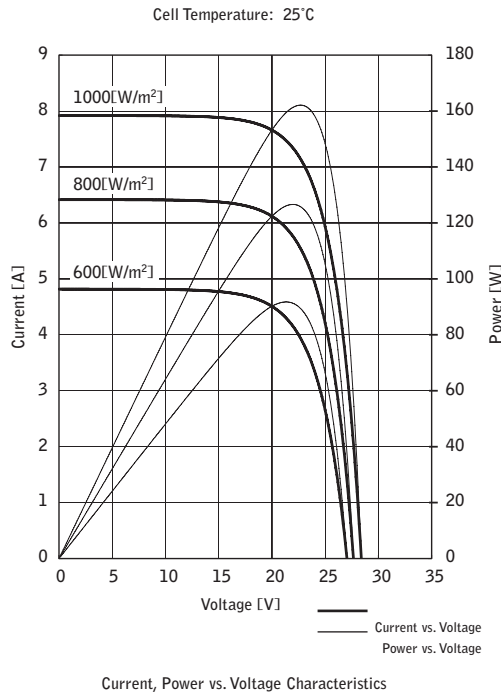
MECHANICAL CHARACTERISTICS

Dimensions (A x B x C below)	51.9" x 39.1" x 1.8" 1318mm x 994mm x 46mm
Weight	36.4lbs / 16.5kg
Packing Configuration	2 pcs per carton
Size of Carton	56.3" x 42.5" x 5.1" 1430mm x 1080mm x 130mm
Loading Capacity (20 ft container)	224 pcs (112 cartons)
Loading Capacity (40 ft container)	504 pcs (252 cartons)
Loading Capacity (53 ft container)	560 pcs (280 cartons)

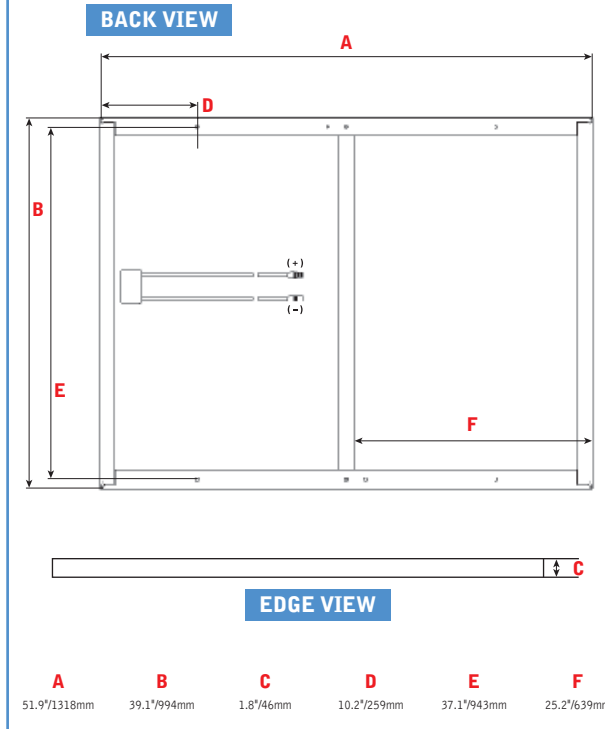
ABSOLUTE MAXIMUM RATINGS

Operating Temperature	-40 to +194°F / -40 to +90°C
Storage Temperature	-40 to +194°F / -40 to +90°C

IV CURVES



DIMENSIONS



Design and specifications are subject to change without notice.

In the absence of confirmation by product manuals, Sharp takes no responsibility for any defects that may occur in equipment using any Sharp devices. Contact Sharp to obtain the latest product manuals before using any Sharp device.

